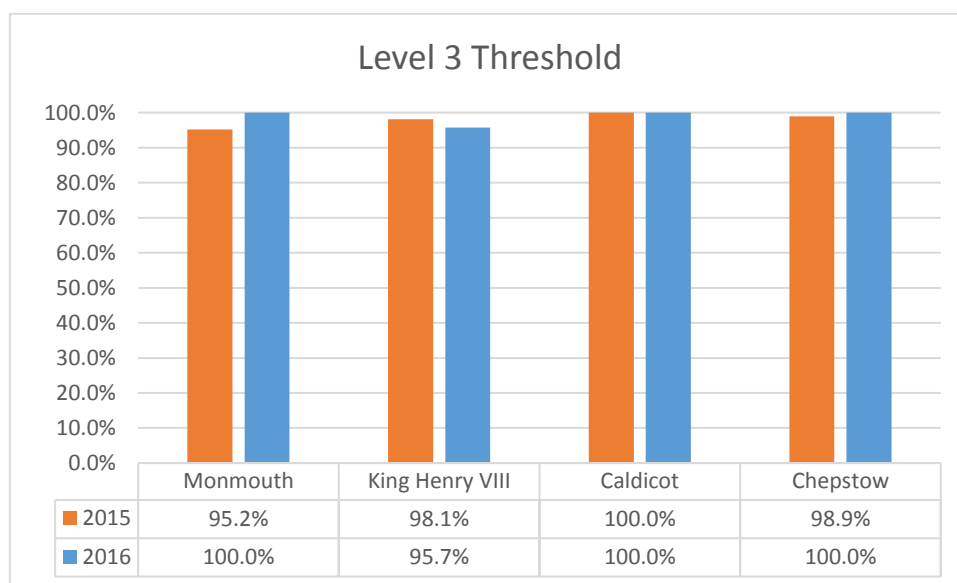


|              |   |
|--------------|---|
| Cohort (All) | Of those entered for equivalent of 2 A-Levels |
| 377          | 351   |

### Level 3 Threshold

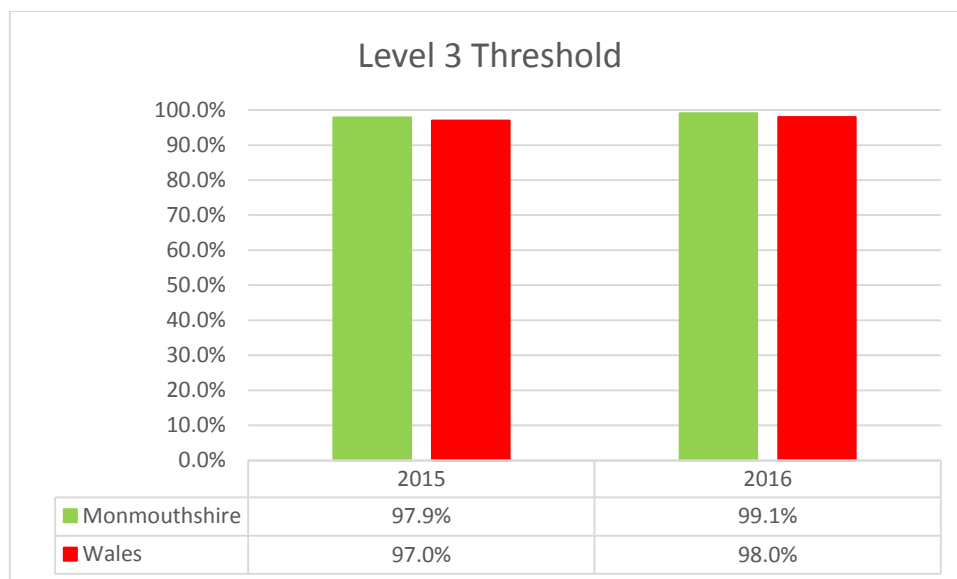
3 of the 4 Schools in Monmouthshire saw 100% achievement in the main indicator at Key Stage 5 (KS5), with King Henry VIII the only school not to do so.

King Henry VIII decreased by 2.4 percentage points (pp) on their 2015 performance, now at 95.7%. Caldicot saw all 63 of their KS5 pupils achieve the Level 3 Threshold, as achieved in 2015 also. Monmouth and Chepstow saw increases to 100%.



|      | Monmouth          | King Henry VIII  | Caldicot        | Chepstow        | Monmouthshire      |
|------|-------------------|------------------|-----------------|-----------------|--------------------|
| 2016 | 100%<br>(151/151) | 95.7%<br>(66/69) | 100%<br>(63/63) | 100%<br>(68/68) | 99.1%<br>(348/351) |

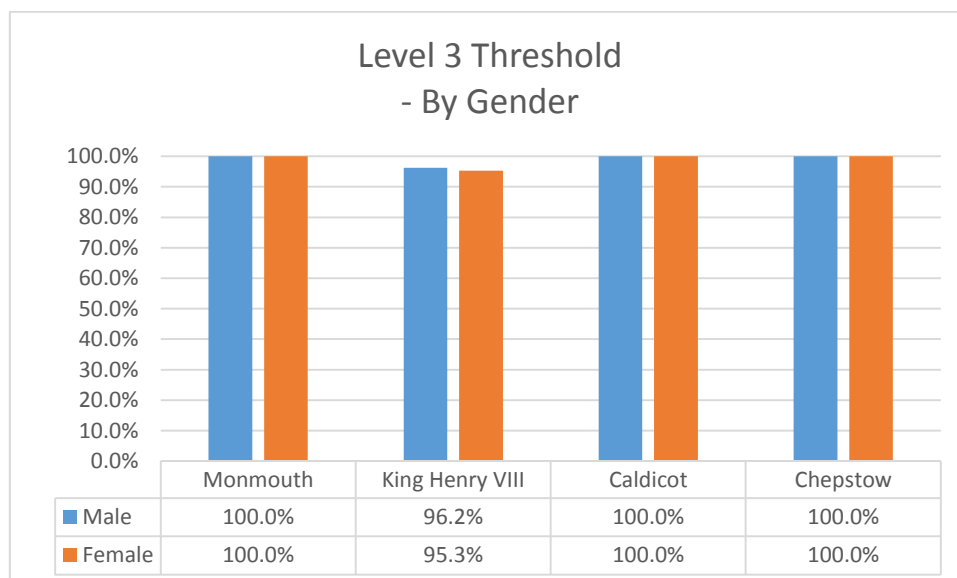
Monmouthshire as a whole saw an increase of 1.2pp to 99.1%. This equates to 348 of the 351 pupils eligible.



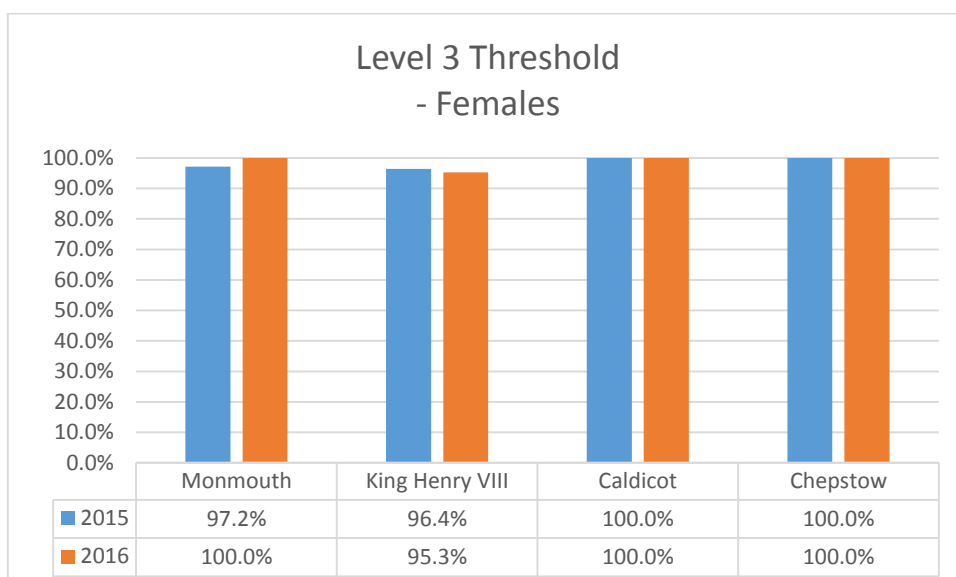
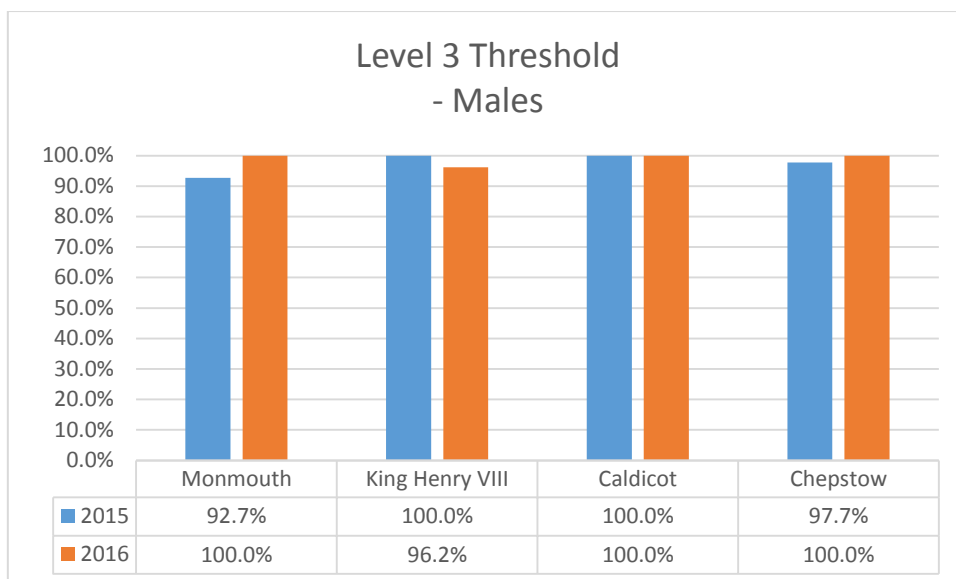
### Performance by Gender

Girls outperformed boys in 2 of the 4 Comprehensive school in Monmouthshire, Caldicot saw an equal performance for both boys and girls, whilst Monmouth saw boys outperform girls by 0.4 percentage points. The largest gap was in King Henry VIII, where there was a 7.8 percentage point difference in performance, with girls scoring 91.1%. Although a similar gap (6.6pp) was seen in Chepstow too.

Monmouthshire saw a closing of the gap between boys and girls. From a 2.5 percentage point(pp) gap in 2015 to a 2.0pp in 2016. With girls continuing to outperform boys.



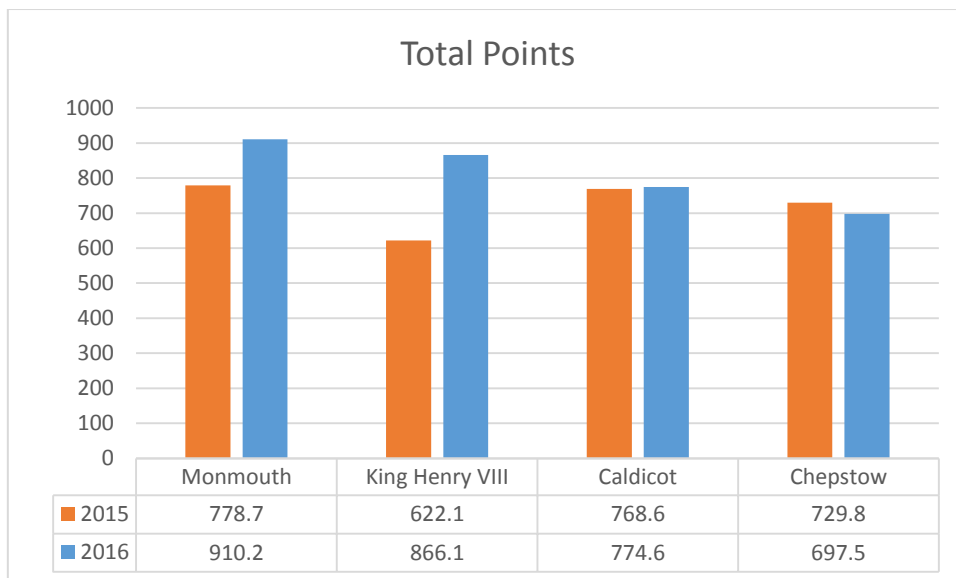
|        | Monmouth        | King Henry VIII  | Caldicot        | Chepstow        |
|--------|-----------------|------------------|-----------------|-----------------|
| Male   | 100%<br>(71/71) | 96.2%<br>(25/26) | 100%<br>(33/33) | 100%<br>(27/27) |
| Female | 100%<br>(80/80) | 95.3%<br>(41/43) | 100%<br>(30/30) | 100%<br>(41/41) |



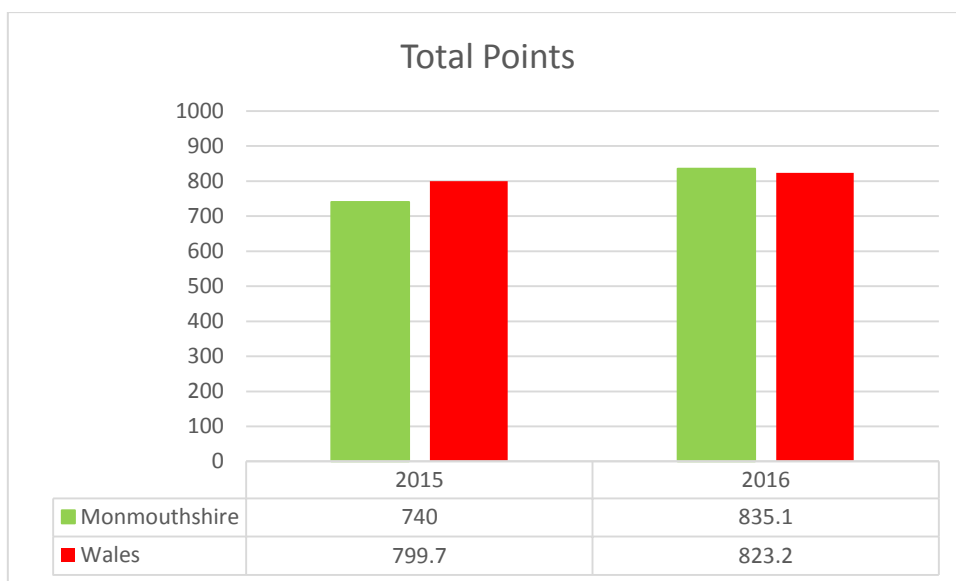
|                    | Monmouth        | King Henry VIII  | Caldicot        | Chepstow        | Monmouthshire      |
|--------------------|-----------------|------------------|-----------------|-----------------|--------------------|
| <b>2016 Male</b>   | 100%<br>(71/71) | 96.2%<br>(25/26) | 100%<br>(33/33) | 100%<br>(27/27) | 99.4%<br>(156/157) |
| <b>2016 Female</b> | 100%<br>(80/80) | 95.3%<br>(41/43) | 100%<br>(30/30) | 100%<br>(41/41) | 99.0%<br>(192/194) |

**Total Points**

3 of the 4 Schools in Monmouthshire saw an increase in the total points score. Chepstow were the only school seeing a decrease. Caldicot saw the smallest increase, with a 6 point increase. However Monmouth and King Henry VIII saw significant increases compared to their 2015 scores, with Monmouth rising by 131.5 points and King Henry by 244.

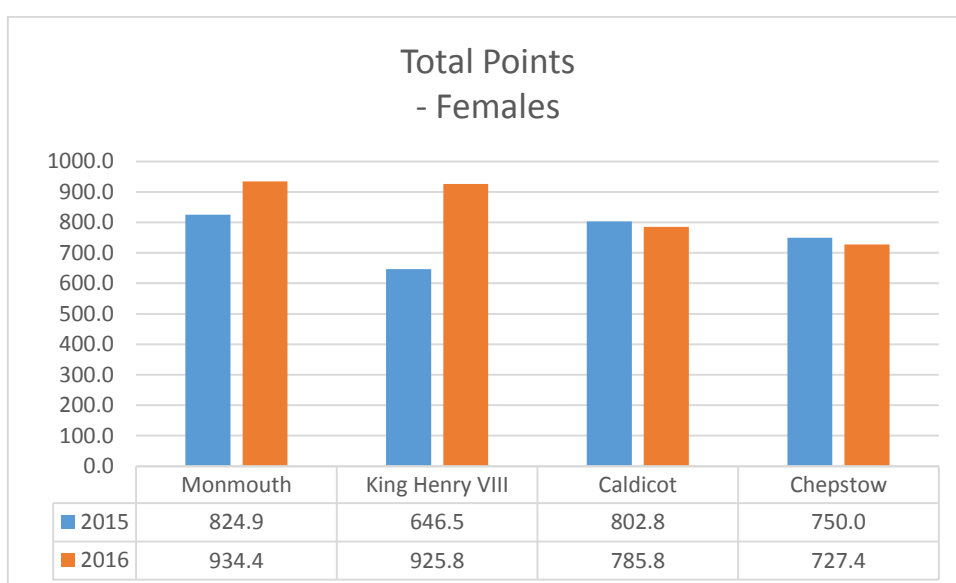
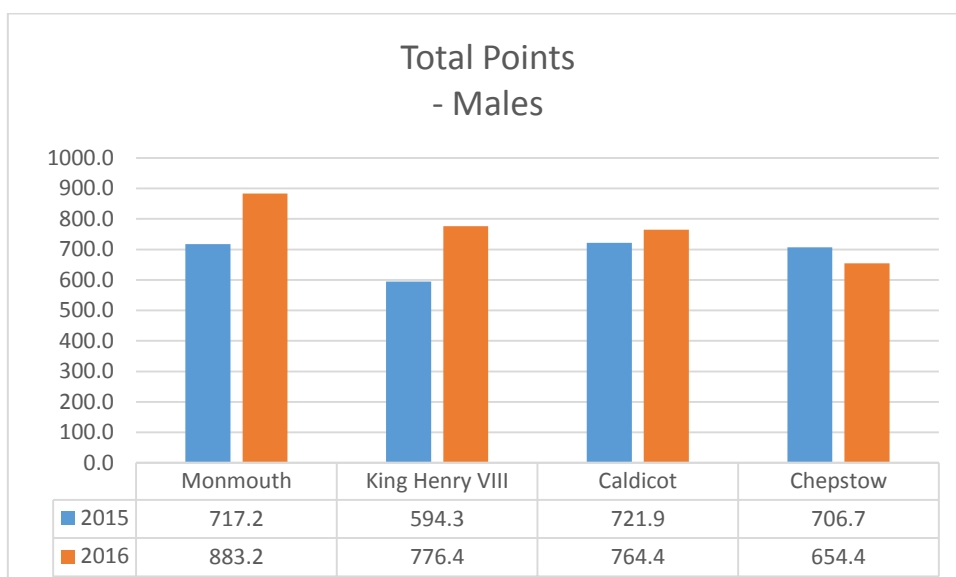
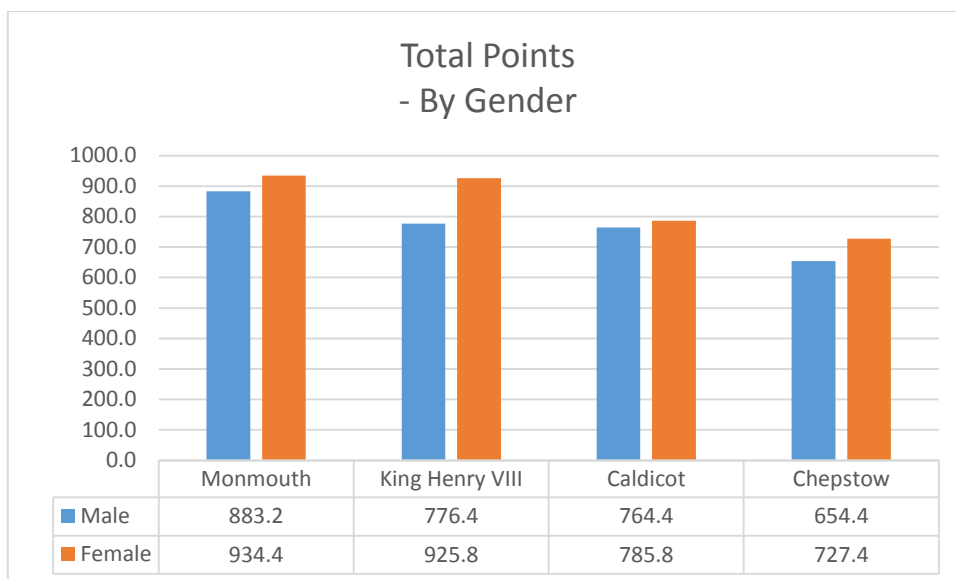


For Monmouthshire as a whole also saw an increase, from 740 in 2015 to 835.1 in 2016 (95.1 point increase).



**Performance by Gender**

As consistently seen throughout key stage 4 and 5 in 2016, girls outperformed boys when comparing total points. The widest gap is at King Henry VIII, with a difference of 149.4 points. All other schools have gaps closer than 100 points, with Caldicot having the closest gap of 21.4. Monmouth and Chepstow have differences of 51.2 and 73 respectively.



pp = percentage points